

**Linear-scaling time-dependent density-functional theory**ChiYung Yam, Satoshi Yokojima,\* and GuanHua Chen<sup>†</sup>*Department of Chemistry, The University of Hong Kong, Pokfulam Road, Hong Kong*

(Received 9 June 2003; revised manuscript received 18 August 2003; published 24 October 2003)

A linear-scaling time-dependent density-functional theory is developed to evaluate the optical response of large molecular systems. The two-electron Coulomb integrals are evaluated with the fast multipole method, and the calculation of exchange-correlation quadratures utilizes the locality of exchange-correlation functional within the adiabatic local density approximation and the integral prescreening technique. Instead of many-body wave function, the equation of motion is solved for the reduced single-electron density matrix in the time domain. Based on its “nearsightedness”, the reduced density matrix cutoffs are employed to ensure that the computational time scales linearly with the system size. As an illustration, the resulting time-dependent density-functional theory is used to calculate the absorption spectra of linear alkanes, and the linear scaling of computational time versus the system size is clearly demonstrated.

DOI: 10.1103/PhysRevB.68.153105

PACS number(s): 31.15.Ew, 31.10.+z, 31.90.+s

Time-dependent density-functional theory (TDDFT) (Refs. 1–6) has become a powerful tool to calculate the excited state properties of molecules, such as polarizabilities, hyperpolarizabilities and excited state energies. It is based on the Runge-Gross theorem<sup>7</sup> which is the time-dependent generalization of the Hohenberg-Kohn theorem.<sup>8,9</sup> The state-of-the-art TDDFT calculations scale as  $O(N^3)$  (Refs. 1,10) ( $N$  is the number of atoms) which makes the TDDFT a relatively expensive numerical method. Currently the TDDFT calculations are limited to molecules of modest sizes. It is thus desirable to have linear-scaling TDDFT whose computational time scales as  $O(N)$ .

Much progress has been made for linear-scaling density-functional theory (DFT).<sup>11–16</sup> The bottlenecks for achieving linear-scaling were the calculation of two-electron Coulomb integrals and exchange-correlation (XC) quadratures, and the Hamiltonian diagonalization. The fast multipole method (FMM),<sup>17–20</sup> which was originally developed to evaluate the Coulomb interactions of point charges, led to the linear-scaling computation of the two-electron Coulomb integrals. Linear-scaling evaluation of the XC quadratures was also achieved by exploiting the localized nature of XC potential and by employing the integral prescreening technique.<sup>15,21</sup> The Hamiltonian diagonalization is intrinsically  $O(N^3)$ , and most  $O(N)$  algorithms make use of the locality or “nearsightedness” of reduced single-electron density matrix  $\rho$ . In the divide-and-conquer (DAC) method,<sup>12</sup>  $\rho$  is patched together from the pieces that are calculated for smaller subsystems, and this avoids the diagonalization of Hamiltonian matrix of entire system. Density-matrix based energy minimization<sup>14,22</sup> provides an alternative to the diagonalization, in which the energy is minimized upon the variation of  $\rho$ . These works pave the way for linear-scaling TDDFT methods.

The remaining obstacle for linear-scaling TDDFT method lies in solving the TDDFT equation. The TDDFT equation is very similar to the time-dependent Hartree-Fock (TDHF) equation. The localized-density-matrix (LDM) method was developed to solve the TDHF equation, and its computational time scales linearly with the system size.<sup>23</sup> Instead of the many-body wave function, the LDM method solves for  $\rho$

of a molecular system from which its electronic excited state properties are evaluated. The equation-of-motion (EOM) of  $\rho$  is integrated in the time domain. The linear scaling of computational time versus the system size is ensured by the introduction of density matrix  $\rho$  cutoffs.<sup>23,24</sup> Since TDDFT and TDHF have similar EOM's for  $\rho$ , we combine the TDDFT and LDM methods just as TDHF-LDM method.<sup>23</sup> The resulting TDDFT-LDM method shall thus be a linear-scaling method for electronic excited states.

Within the TDDFT, the EOM of reduced single-electron density matrix  $\rho(t)$  is

$$i\hbar\dot{\rho}(t)=[h(t)+f(t),\rho(t)]. \quad (1)$$

Here  $h(t)$  is the Fock matrix

$$h_{ij}(t)=t_{ij}+\sum_{mn}\rho_{mn}(t)(V_{ijmn}+V_{ijmn}^{\text{xc}}) \quad (2)$$

with  $t_{ij}$  being the one-electron integral between atomic orbitals (AO's)  $i$  and  $j$ ,  $V_{ijmn}$  the two-electron Coulomb integrals, and  $V_{ijmn}^{\text{xc}}$  the exchange-correlation functional integrals. Adiabatic approximation is employed in which the static LDA functional evaluated at the time-dependent density is used for the dynamical properties. Within the adiabatic local density approximation (ALDA),<sup>1</sup> the functional derivative of the exchange-correlation potential  $v_{\text{xc}}$  reduces to a simple derivative with respect to the density.  $f(t)$  represents the interaction between an electron and the external field  $\mathbf{E}(t)$ , and its matrix elements can be evaluated as

$$f_{ij}(t)=e\mathbf{E}(t)\cdot\langle i|\hat{\mathbf{r}}|j\rangle. \quad (3)$$

Equations (1)–(3) adopt the orthonormal atomic orbitals as the basis functions, and are virtually the same as those of TDHF (Ref. 23) except the  $V_{ijmn}^{\text{xc}}$  term. We may thus use the same LDM procedure<sup>23</sup> to reduce the computational time for Eqs. (1)–(3).

The density matrix  $\rho(t)$  is partitioned into two parts

$$\rho(t)=\rho^{(0)}+\delta\rho(t), \quad (4)$$

where  $\rho^{(0)}$  is the DFT ground state reduced single-electron density matrix in the absence of the external field, and  $\delta\rho(t)$  is the difference between  $\rho(t)$  and  $\rho^{(0)}$ , i.e., the induced reduced single-electron density matrix by the external field  $\mathbf{E}(t)$ . To the first order in  $\mathbf{E}(t)$ , Eq. (1) becomes

$$i\hbar \dot{\delta\rho}^{(1)} = [h^{(0)}, \delta\rho^{(1)}] + [\delta h^{(1)}, \rho^{(0)}] + [f, \rho^{(0)}], \quad (5)$$

where  $\delta\rho^{(1)}$  is the first-order component of  $\delta\rho$  in  $\mathbf{E}(t)$ ,  $h^{(0)}$  is the Fock matrix in the absence of the external field, and  $\delta h^{(1)}$  the first order induced Fock matrix which can be evaluated as

$$\delta h_{ij}^{(1)} = \sum_{mn} \delta\rho_{mn}^{(1)} (V_{ijmn} + V_{ijmn}^{xc}). \quad (6)$$

We integrate Eq. (5) numerically in the time domain and solve for the time evolution of the polarization vector  $\mathbf{P}(t)$ . Specifically, Eq. (5) can be rewritten as

$$\begin{aligned} i\hbar \dot{\delta\rho}_{ij}^{(1)} &= \sum_k (h_{ik}^{(0)} \delta\rho_{kj}^{(1)} - \delta\rho_{ik}^{(1)} h_{kj}^{(0)}) \\ &+ \sum_k (\delta h_{ik}^{(1)} \rho_{kj}^{(0)} - \rho_{ik}^{(0)} \delta h_{kj}^{(1)}) \\ &+ \sum_k (f_{ik} \rho_{kj}^{(0)} - \rho_{ik}^{(0)} f_{kj}). \end{aligned} \quad (7)$$

Solving Eq. (7) alone does not lead to the linear scaling of computational time, because the matrix multiplication involved is intrinsically  $O(N^3)$ . The key for the  $O(N)$  scaling lies in the reduction of reduced single-electron density matrix elements by introduction of  $\rho$  cutoffs. The cutoffs are based on the locality or “nearsightedness” of  $\rho$ .<sup>24</sup> Specifically,  $\rho_{ij}^{(0)}$  is set to zero for  $r_{ij} > l_0$  (consequently  $h^{(0)}$  becomes zero for  $r_{ij} > l_0$ ) and  $\delta\rho_{ij}^{(1)}$  is set to zero when  $r_{ij} > l_1$ , which leads to a reduction of the dimension of  $\delta\rho^{(1)}$  from  $O(N^2)$  to  $O(N)$ .

For a fixed pair of  $i$  and  $j$ , the summations over  $k$  in Eq. (7) are finite and independent of  $N$ . However, the second term on the right-hand side (RHS) of Eq. (7) can be expanded as

$$\begin{aligned} &\sum_k \sum_m \sum_n (\delta\rho_{mn}^{(1)} V_{ikmn} \rho_{kj}^{(0)} - \rho_{ik}^{(0)} \delta\rho_{mn}^{(1)} V_{kjm}) \\ &+ \sum_k \sum_m \sum_n (\delta\rho_{mn}^{(1)} V_{ikmn}^{xc} \rho_{kj}^{(0)} - \rho_{ik}^{(0)} \delta\rho_{mn}^{(1)} V_{kjm}^{xc}). \end{aligned} \quad (8)$$

The first term in Eq. (8) is from long-range Coulomb interaction between the induced charge distribution and the ground state charge distribution. The summations over  $m$  and  $n$  are of  $O(N)$ , which leads to overall  $O(N^2)$  scaling for the direct computation of the second term on the RHS of Eq. (7). To achieve  $O(N)$  computation, we employ the FMM to evaluate  $\sum_m \sum_n \delta\rho_{mn}^{(1)} V_{ikmn}$  and  $\sum_m \sum_n \delta\rho_{mn}^{(1)} V_{kjm}$ . The FMM leads to overall finite number of floating point calculations for the first term in Eq. (8). For the second term in Eq. (8), we resort to numerical quadrature<sup>21,26</sup> to calculate it

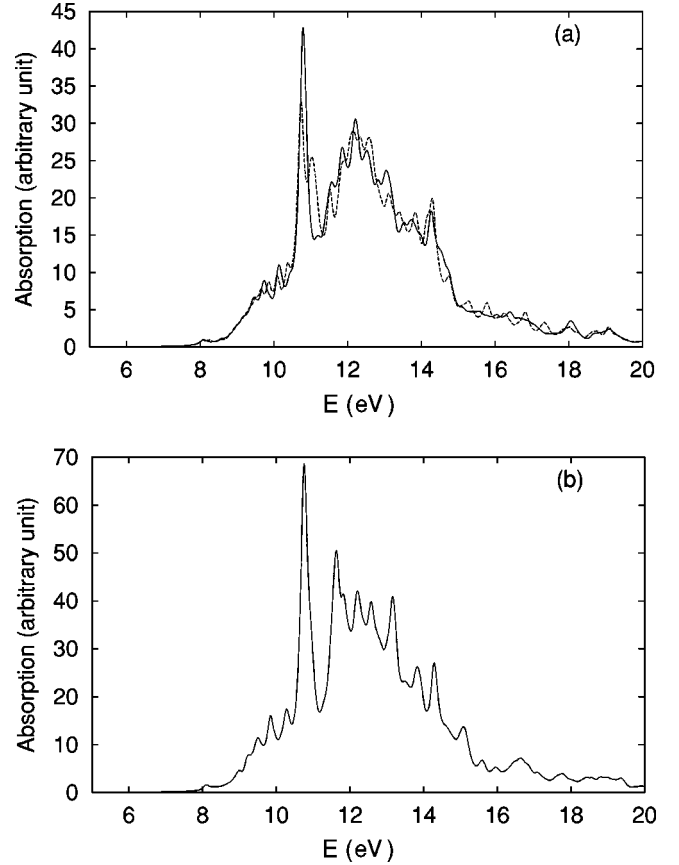


FIG. 1. Absorption spectra for  $C_{40}H_{82}$ . The solid line is for  $C_{40}H_{82}$  and  $l=25$  Å, and the dashed line for the full TDDFT calculation. The phenomenological dephasing constant  $\Gamma=0.1$  eV. (b) Absorption spectrum for  $C_{60}H_{122}$  using  $l_0=l_1=25$  Å. The phenomenological dephasing constant  $\Gamma=0.1$  eV.

since analytical solution cannot be obtained. To achieve linear scaling, we exploit the localized nature of the XC potential and confine its contributions at a given grid point to a relatively small region around it with negligible loss of accuracy. Taking advantage of the fast decaying nature of Gaussian basis functions, we discard the integrals when the absolute differential overlap between any two orbitals is less than  $10^{-8}$ .

With the above techniques, the number of summations over  $m$  and  $n$  in Eq. (7) is restricted to finite range which does not depend on the value of  $N$ . Since the number of  $\delta\rho_{ij}^{(1)}$  is proportional to  $N$ , the total number of floating point calculations scales linearly with  $N$ . Therefore, we expect that the computational time is proportional to  $N$ .

Since the LDM employs orthonormal atomic basis set, the Gaussian basis set 6–31 G that we employed needs to be orthogonalized. We use the Cholesky decomposition<sup>25</sup> of the overlap matrix  $S$  to transform the Gaussian basis set to the corresponding orthonormal basis set

$$S = U^T U. \quad (9)$$

The transformed density matrix  $\rho$  and Fock matrix  $h$  are expressed as

$$\rho = U \rho_{AO} U^T \quad h = U^{-T} h_{AO} U^{-1} \quad (10)$$

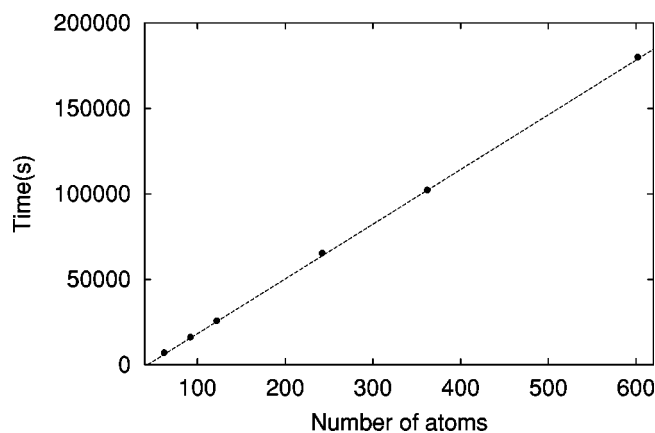


FIG. 2. CPU time for  $N=62, 92, 122, 242, 362, 602$ . Each calculation is performed during the time interval between  $-0.5$  and  $0.5$  fs with time step  $0.005$  fs.  $l=25$  Å is used. Filled circles are the CPU time and the dashed line is fitting of the results.

where  $\rho_{AO}$  and  $h_{AO}$  are the reduced single-electron density matrix and Fock matrix in the original atomic orbital basis set, respectively. Since the overlap matrix  $S$  between Gaussian AO's becomes sparser with increasing molecular size, the transformation involves only multiplication of sparse matrices, which ensures that the computational cost of the transformation goes up linearly with the system size.<sup>14</sup>

To demonstrate that the resulting TDLDA-LDM method is indeed a linear-scaling method, we have carried calculations on a series of linear alkanes which are chosen solely for the test purpose. We set the electric field  $\mathbf{E}(t)$  parallel to the linear alkanes. The time step of simulation is set to  $0.005$  fs and the total simulation time is  $70$  fs. The accuracy of calculation is determined by the values of  $l_0$  and  $l_1$ . For simplicity, we choose  $l_0=l_1=l$  in our calculation. In Fig. 1(a), we present the calculated absorption spectrum for  $C_{40}H_{82}$  using  $l=25$  Å. The absorption spectrum is calculated from  $\delta\rho^{(1)}$  via a Fourier transformation. To examine the accuracy of the calculation, we perform a full TDLDA calculation where no cutoffs are employed for the same molecule. The dashed line represents the results of full TDLDA calculation and the solid line is our TDLDA-LDM spectrum. The two sets of calculation results agree very well, which indicates that the cutoff length  $l_0=l_1=25$  Å is adequate. The critical length does not alter with increasing  $N$ , when the overall system size is much larger than the critical length. The same  $l_0$  and  $l_1$  may thus be used for different  $N$ . We also calculated the absorption spectrum of  $C_{60}H_{122}$  with  $l_0=l_1=25$  Å. The resulting absorption spectrum is plotted in Fig. 1(b). For both  $C_{40}H_{82}$  and  $C_{60}H_{122}$ , we can observe absorptions starting at  $8$  eV. This is consistent with the observed  $\sigma$  to  $\sigma^*$  transition at about  $150$  nm wavelength.<sup>27</sup> Study of the gas phase spectra of  $n$  alkanes<sup>28</sup> shows that the absorption edges of sufficient

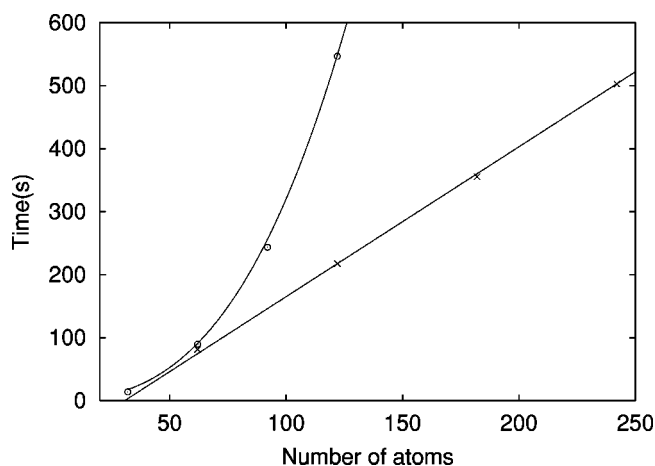


FIG. 3. CPU time of TDLDA-LDM for  $N=62, 122, 182, 242$  with  $l=25$  Å. The circles are for the full TDLDA calculations and the crosses are for the TDLDA-LDM. Lines are guides to the eyes.

long alkanes approach at  $\sim 7.8$  eV, which is close to our result of  $C_{40}H_{82}$  and  $C_{60}H_{122}$ .

In Fig. 2, we examine the  $O(N)$  scaling of computational time and plot the CPU time versus  $N$ . The computational time spent in solving the DFT ground state is negligible compared to the total CPU time for TDDFT calculation. The total CPU time is approximately the time needed for solving Eq. (7). Clearly, the CPU time scales linearly with  $N$  for  $N$  between  $62$  and  $602$ . We have also performed the full TDLDA calculations for  $N=32, 62, 92, 122$ . The CPU time of full TDLDA calculations scales as  $O(N^3)$ . In Fig. 3, we compare the CPU times for full TDLDA and TDLDA-LDM calculations. Clearly the drastic reduction of CPU time for the LDM method is observed as compared to those of full TDLDA calculations.

To summarize, we have developed a linear-scaling TDLDA method. The key for our linear-scaling TDLDA method are (1) solving the TDLDA equation in the time domain and (2) introducing the reduced single-electron density matrix cutoffs. In addition, the FMM is employed to reduce the computational time for evaluating the Coulomb interaction between the induced and ground state charge distributions. The calculations on the linear alkanes demonstrate the accuracy and efficiency of TDLDA-LDM method. This makes it possible the first-principles calculation of the excited state properties of very large molecular systems. Although the linear response has been the focus in this work, nonlinear response may easily be evaluated via a straight forward extension of the method.

Support from the Hong Kong Research Grant Council (RGC) and the Committee for Research and Conference Grants (CRCG) of the University of Hong Kong is gratefully acknowledged.

\*Current address: Institute of Materials Science, University of Tsukuba, 1-1-1 Ten-nodai, Tsukuba, Ibaraki 305-8573, Japan.

†Electronic address: ghc@everest.hku.hk

<sup>1</sup>M. E. Casida, *Recent Developments and Applications of Modern Density Functional Theory*, edited by J. M. Seminario, Vol. 4 of

*Theoretical and Computational Chemistry* (Elsevier Science, Amsterdam, 1996).

<sup>2</sup>S. M. Colwell, N. C. Handy, and A. M. Lee, *Phys. Rev. A* **53**, 1316 (1996).

<sup>3</sup>V. Chernyak and S. Mukamel, *J. Chem. Phys.* **112**, 3572 (2000).

- <sup>4</sup>M. J. Stott and E. Zaremba, *Phys. Rev. A* **21**, 12 (1980).
- <sup>5</sup>A. Zangwill and P. Soven, *Phys. Rev. Lett.* **45**, 204 (1980).
- <sup>6</sup>G. D. Mahan, *Phys. Rev. A* **22**, 1780 (1980).
- <sup>7</sup>E. Runge and E. K. U. Gross, *Phys. Rev. Lett.* **52**, 997 (1984).
- <sup>8</sup>P. Hohenberg and W. Kohn, *Phys. Rev. B* **136**, B864 (1964).
- <sup>9</sup>W. Kohn and L. J. Sham, *Phys. Rev. A* **140**, A1133 (1965).
- <sup>10</sup>S. J. A. van Gisbergen, J. G. Snijders, and E. J. Baerends, *J. Chem. Phys.* **103**, 9347 (1995).
- <sup>11</sup>S. Goedecker, *Rev. Mod. Phys.* **71**, 1085 (1999).
- <sup>12</sup>W. Yang, *Phys. Rev. Lett.* **66**, 1438 (1991).
- <sup>13</sup>W. Kohn, *Phys. Rev. Lett.* **76**, 3168 (1996).
- <sup>14</sup>J. M. Millam and G. E. Scuseria, *J. Chem. Phys.* **106**, 5569 (1997).
- <sup>15</sup>G. E. Scuseria, *J. Phys. Chem. A* **103**, 4782 (1999).
- <sup>16</sup>C. F. Guerra, J. G. Snijders, G. te Velde, and E. J. Baerends, *Theor. Chem. Acc.* **99**, 391 (1998).
- <sup>17</sup>L. Greengard, *Science* **265**, 909 (1994).
- <sup>18</sup>H. Q. Ding, N. Karasawa, and W. A. Goddard III, *J. Chem. Phys.* **97**, 4309 (1992).
- <sup>19</sup>C. A. White, B. G. Johnson, P. M. W. Gill, and M. Head-Gordon, *Chem. Phys. Lett.* **253**, 268 (1996); C. A. White, B. G. Johnson, P. M. W. Gill, and M. Head-Gordon, *ibid.* **230**, 8 (1994).
- <sup>20</sup>M. C. Strain, G. E. Scuseria, and M. J. Frisch, *Science* **271**, 51 (1996).
- <sup>21</sup>R. E. Stratmann, G. E. Scuseria, and M. J. Frisch, *Chem. Phys. Lett.* **257**, 213 (1996).
- <sup>22</sup>X.-P. Li, R. W. Nunes, and D. Vanderbilt, *Phys. Rev. B* **47**, 10 891 (1993).
- <sup>23</sup>S. Yokojima and G. H. Chen, *Chem. Phys. Lett.* **292**, 379 (1998); S. Yokojima and G. H. Chen, *Phys. Rev. B* **59**, 7259 (1999).
- <sup>24</sup>G. H. Chen and S. Mukamel, *J. Phys. Chem.* **100**, 11 080 (1996).
- <sup>25</sup>W. H. Press, S. A. Teukolsky, W. T. Vetterling, and B. P. Flannery, *Numerical Recipes in FORTRAN*, 2nd ed. (Cambridge University Press, New York, 1992).
- <sup>26</sup>A. D. Becke, *J. Chem. Phys.* **88**, 2547 (1988).
- <sup>27</sup>W. Kemp, *Organic Spectroscopy* (Macmillan, London, 1991).
- <sup>28</sup>J. W. Raymond and W. T. Simpson, *J. Chem. Phys.* **47**, 430 (1967).